



# Loading stirrup with toggle clamp

The loading stirrup is designed to facilitate the installation of the spacer bar after loading the bottles .

## STRONG POINTS




- Quick and effortless positioning thanks to the lever system
- It can be used with all type of boxes or containers

## DESCRIPTION

The loading stirrup can be used with riddling boxes and containers for standard and Cremant bottles and fits all Oeno Concept containers : 504® box and TSR® container. Its use is very simple and requires very few effort thanks to the lever system.

## OPERATING MODE

- ① Position the stirrup on the box or container, at the hooks, and push down the handle of the toggle clamp to lock the position of the loading stirrup. If it's too hard to lock the toggle clamp, adjust the position by tightening or loosening the M10 screw.
- ② Place the spacer bar.
- ③ Pull the toggle clamp handle. The sides of the container widen and are now maintained by the spacer bar. Place the 6<sup>th</sup> side grille and the riddling gate.



REMUAGE  
RIDDLING



STORAGE  
STORAGE



PRESSURAGE  
WINEPRESS



VINIFICATION  
WINERY